


# BLUE GIANT®

## EXTRA DOCK SAFETY XDS HYDRAULIC DOCK LEVELER



LOADING DOCK SAFETY WHEN YOU NEED IT MOST

30,000 to 80,000 lb (13,636 to 36,364 kg) rated capacities

# XDS Extra Dock Safety System

The XDS Extra Dock Safety System is a two-in-one combination of dock leveler and safety guard. The heavy-duty hydraulic dock leveler supports high-traffic applications.

When the unit is parked, the Door and Dock Guard sits 7 1/2" (191 mm) above ground level and 22" (559 mm) from the edge of the dock, preventing accidental forklift roll-off.


The Blue Genius™ Touch Control Panel ensures ease of operation and alerts drivers and dock attendants to potentially unsafe conditions.

## Standard Features

Safety	
Door and Dock Guard (A)	
Industry-leading Advanced Communication System (see page 3) (B)	
Full operating range toe guards (C)	
Integral dock strut (D)	
Operation	
1 HP powerpack (available in single and three phase voltages)	
Independent lip control reduces average deployment time by 25% and below level end-loading times by 90%	
Structural	
Two laminated 4.5" x 14" x 10" (114 x 356 x 254 mm) bumpers	
10 year structural warranty	
16" (406 mm) long lip on 30-50k capacity	Tapered on 7' (2134 mm)
18" (457mm) long lip on 60-80k capacity	wide models
Heavy-duty I-beam deck construction welded at dynamic impact points	
Assured Motion Float prolongs unit life and prevents forklift damage	

## Optional Features

Operation	
Planned Maintenance Program (see authorized Blue Giant distributor)	
Environmentally friendly biodegradable oil	
Cold climate arctic oil	
Structural	
18" (457 mm) and 20" (508 mm) long lips	
Sentinel Series dock bumpers (various sizes)	
Pour-in pan and pit kit to facilitate new construction	
Weather seals (side and rear): rubber, brush, Energy Seal Plus	



## Door and Dock Guard (DDG)

Safety	
Prevents forklift roll-off when overhead door is open and no truck is present	
Stops up to 10,000 lb (4545 kg) rolling loads at 4 mph (6.4 km/h)	
Eliminates bottom section door damage	
Acts as a pallet stop to protect door panels and tracks from impact	
Operation	
Lies flush with deck when the leveler is in use, allowing for smooth flow of traffic	
Structural	
Automatically activated, high tensile checker plate safety barrier rises over 7" (178 mm) above the deck	



# Advanced Communication System

Operated via the Blue Genius™ Gold Series I Touch Control Panel (included), which ensures ease of operation and alerts both drivers and dock attendants to potentially unsafe conditions.

Interior and exterior LED lights communication system signals equipment position to both facility staff and truck drivers, providing an added layer of dock safety.

Allows for real-time onboard diagnostics and communications within the unit using the user-friendly LCD screen.

## Standard Features

<b>Safety</b>
Stop button halts dock leveler operation in emergency situations
Interior and exterior communication system features exterior LED lights and dual driver warning signs (available in multiple languages)
Built-in audible alarm alerts operators to potentially unsafe conditions
<b>Operation</b>
Terminal block provision for overhead door interlock and audible alarm
Blue Genius™ Gold Series I Touch Control Panel
Independent touch buttons with fully hydraulic operation for deck and lip
Supervisor keyboard override with communication light for unique application requirements
Fully upgradeable, meaning only a software upgrade is required when adding new equipment to your loading dock equipment configuration
Easy to follow instructions on LCD screen
<b>Structural</b>
NEMA4X (IP65) rated control box is fully compatible with FDA-regulated operations (e.g. pharmaceuticals and chemical handling)
3 year warranty

## Optional Features

<b>Safety</b>
Various personalized security features
<b>Operation</b>
Blue Genius™ Gold Series III Touch Control Panel offers full control over dock leveler and vehicle restraint
Inflatable seal operation
Dock light operation
Overhead door operation



Blue Genius™ Gold Series I with slim LED exterior traffic light and driver warning sign.



Blue Genius™ Gold Series III

# DDG vs. Lip Barrier

The Blue Giant Extra Dock Safety Series (XDS) is a superior alternative to standard dock levelers featuring a lip barrier.

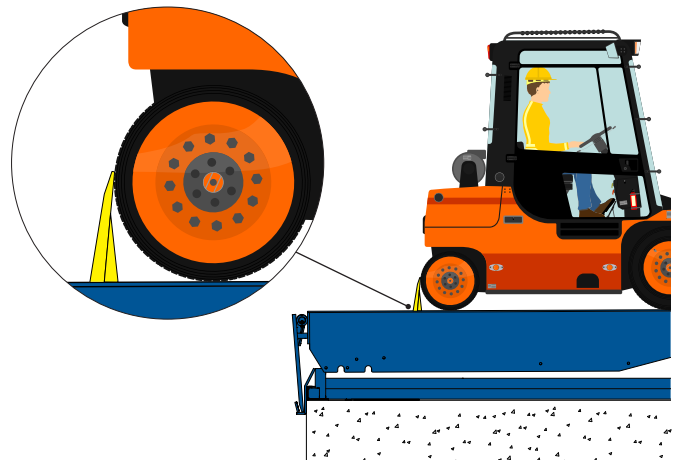
	DDG	Lip Barrier
Certified inspection required after damage		•
Trip hazard		•
Simplifies maintenance procedures	•	
Safety yellow to improve visibility	•	
Hinders end-loading process		•
Usable after significant damage	•	

	DDG	Lip Barrier
Minimizes chances of falls from dock to driveway	•	
Protects overhead door when closed	•	
Smooth transition for a variety of wheel sizes	•	
Replacement cost of DDG vs. lip barrier	\$	\$\$\$
Downtime cost if damaged	N/A	\$\$\$
Lip and barrier function independently	•	

**✗ WITHOUT DDG**




**✓ WITH DDG**



# StrongArm™ Vehicle Restraints

Blue Giant vehicle restraints lock trailers securely into position at the loading dock, providing a solid defense against trailer creep or premature truck departure. Hydraulic, electric, and mechanical models available.



SVR303



RVR303



HVR303



TL85



ML10

**BLUE GIANT**  
BLUE GIANT EQUIPMENT CORPORATION

**Corporate** 85 Heart Lake Road South  
Brampton, ON, Canada L6W 3K2  
t 905.457.3900 f 905.457.2313

**USA** 6350 Burnt Poplar Road  
Greensboro, NC 27409  
[www.BlueGiant.com](http://www.BlueGiant.com)

(442) 727 0035  
ventas@unmega.mx  
[www.unmega.mx](http://www.unmega.mx)  
**MEGA**  
Mega Andenes y Equipos SA de CV

Blue Giant offers a full line of dock levelers, dock safety equipment, seals and shelters, accessories, ergonomic and scissor lift equipment and industrial trucks. Concurrent with our continuing product improvement program, specifications are subject to change without notice. Please contact Blue Giant for latest information. Some features illustrated may be optional in certain market areas.